

# Lakes

kitchens redefined



NEW FOR 2011  
garda + handleless

# lifetime guarantee

We know you have plenty of choice when deciding on your new kitchen.

Here at Lakes Kitchens, we are so confident in the quality of our product that we are delighted to give you a lifetime guarantee.

This means that for as long as you own the kitchen, it's guaranteed against any manufacturing defects. No quibbles, no fuss - just straightforward peace of mind.

Thanks for choosing a Lakes Kitchen, we hope it becomes the heart of your home.



# deposit protection guarantee



By guaranteeing your deposit, we aim to offer you peace of mind and confidence when buying a Lakes Kitchen from our approved retailer. \*

\* see dealer for details

# welcome...

...to our inspirational and stylish world of kitchens. Our collection is innovative, distinctive and elegant - from timeless and traditional to contemporary and fashionable, we have the perfect kitchen to suit your home. You can also choose from our huge range of accessories to complete the look.

With so much choice and incredible value for money, let us make your dream kitchen a reality.



garda	4-7
modena + como	8-11
royal natural oak	12-15
royal sage oak	16-19
royal ivory oak	20-23
natural oak shaker	24-27
rustic oak shaker	28-31
ivory oak shaker	32-35
glacier	36-43
white sculptured gloss	44-47
sculptured rift oak	48-51
black gloss	52-55
sand gloss	56-59
euro white gloss	60-63
euro cream gloss	64-67
curved	68-69
matt aubergine	70-73
white gloss shaker	74-77
cream gloss shaker	78-81
light walnut shaker	82-85
pale oak shaker	86-89
vanilla shaker	90-91
beech shaker	92-93
scandinavian oak	94-97
vanilla classic	98-101
scandinavian beech	102-105
vanilla ivory	106-109
vanilla beech	110-111
beech slab	112-113
handles	114-115
worktops	116-117
maia	118-121
accessories	122
handleless	123
cabinets	124-125
technical specifications	126-127









# garda

Taking the lead from cutting edge European design, Garda is a sleek, linen effect door with a metallic sheen packed with minimalist style.

Its understated finish makes it completely versatile - not only will it look stunning in your kitchen, it can also create a smooth, streamlined look in living areas too.

please  
turn page





Garda can work in any other room





8mm pencil handle compliments the linen effect door



modena + como







# modena + Como



Stylish, contemporary and designed for living, Modena + Como capture the spirit of European design with their horizontal grain and chunky angular handles.

Modena + Como look great together in the same kitchen, as shown here, or individually in their own space. The choice is yours.





royal  
natural oak





Nothing quite matches the luxurious appearance and feel of real oak.  
Teamed here with maia worksurfaces, the effect is simply stunning.



*Glazed wall and dresser cabinets add light and illumination*



*Natural oak at its best*



*Stainless steel contemporary alternative handles add attractive design element*











royal sage oak

# royal sage oak

Finished in a subtle shade of sage green, Royal Sage Oak brings distinction and style to a traditional kitchen.











royal ivory oak





*The traditional and stylish royal ivory oak kitchen*

# royal ivory oak

Royal Ivory Oak combines traditional design with a stylish, mellow finish. The T-bar door with turned wooden bun handle creates a striking and elegant look, while the glazed dresser and wall cupboards add the finishing touch.



*Royal ivory oak door shown with alternate handle*



*Shown with wooden knob*







natural oak shaker



# natural oak shaker



*Crafted from solid European oak*

The most popular door in the UK and one of our best-selling kitchens, Natural Oak Shaker is crafted from solid European oak. Solid steel handles complement the door's generous 100mm wide frame.



rustic oak shaker









*This Rustic Shaker style is crafted from solid oak*

# rustic oak shaker





*Top: Pewter twist handles   Above: Crafted from solid oak*

This solid oak shaker style door has a wide frame which is perfectly complemented by a classic pewter twist handle, allowing you to create a charming rural style in any home.





ivory oak shaker





*Gently ribbed metal handles*



*Island unit arrangement shown here in Natural Oak Shaker*

# ivory oak shaker



Ivory Oak Shaker is a traditional alternative to the shaker kitchen family.

Natural oak doors and drawer fronts are finished in a delicate ivory colour, allowing the wood grain to blossom through.



*White glacier and accenting olivio doors shown with black sparkle gloss worktops*

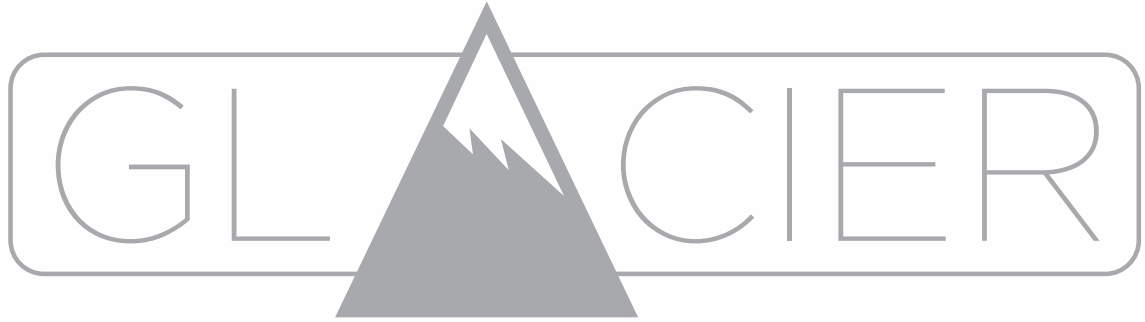




Achieve the perfect high gloss look with Glacier - our purest ever gloss door. Stylish and flexible, Glacier's three main colours - white, cream and black - are beautifully complemented by a choice of four accent doors in pistachio, burgundy, anthracite and olivio. Find the perfect combination for your kitchen.



glacier



the perfect high gloss look


## primary doors



white



cream



black

## accent doors



olivo



pistachio



burgundy



anthracite

please  
turn page







Glacier black with burgundy accented doors



Black door shown with white sparkle gloss worktop



Pistachio door accent

Olivio door shown with black sparkle gloss worktop









*Black and white glacier doors shown with white sparkle gloss worktops*



*Cream glacier and accenting pistachio doors shown with black sparkle gloss worktops*



*Edging detail of black glacier door*



*Light walnut cabinet featuring black glacier door*



*Black sparkle gloss worktop shown with accented burgundy doors*







white sculptured gloss

# white sculptured gloss

Offering designer style at an affordable price, White Sculptured Gloss is cutting edge and minimalist.









sculptured rift oak







# sculptured rift oak



Sculptured Rift Oak is an accent door used here on our white sculptured gloss kitchen. Made from a tactile vinyl, which has the feel of wood, it reflects the trend for combining contrasting materials, for a striking and stylish finish.

*Sculptured Rift Oak accent door with White Sculptured Gloss*







black gloss

# black gloss

Our Black Gloss door is the ideal choice for a high impact, contemporary kitchen at an affordable price. Gloss doors are extremely popular and the black colourway is a bold twist on the style.











sand gloss





# sand gloss

New to our gloss family, Sand Gloss is a warm and stylish vinyl door available with matching accessories.







euro white gloss





*Euro White Gloss creates clean and smooth lines*

# euro white gloss

Euro White Gloss is a door with timeless style. Chrome D handles introduce a contemporary edge to complete the look.



*Beautifully complemented by a choice of worktops*



*Stainless steel handles*







euro cream gloss



# euro cream gloss



Euro Cream Gloss shows the same clean and crisp lines as Euro White Gloss, with a soft and gentle cream tint.





# curved and bi-fold

Adding a new dimension. Curved base and wall units are available in Black Gloss, Sand Gloss, Euro White Gloss and Euro Cream Gloss.

Now available in Cream and White Gloss Shaker.



*Bi-fold lift up door*





matt aubergine





# matt aubergine



This earthy vinyl door brings an influx of colour. By mixing with a gloss door, a stylish combination is created which adds a contemporary twist to a kitchen.







*Stainless steel effect plinth*



white gloss shaker

# white gloss shaker

Gloss white continues to be a popular and fashionable choice for contemporary kitchens. Cream Gloss has become one of our best selling kitchens and this white colourway injects a new twist on the classic shaker style.











cream gloss shaker



*Cream Gloss Shaker is a classic shaker style kitchen...add bold splashes of colour for a laid back look.*

cream gloss

shaker





*Stainless steel handles*

Our Cream Gloss Shaker door is a stylish addition to the collection. Mixing traditional and contemporary looks, it is a firm favourite among those searching for an affordable kitchen with a high-end finish.





light walnut shaker







# light walnut shaker

Crafted in the popular shaker style, this Light Walnut Shaker door is vinyl-wrapped to create an exact colour-match. A subtle steel bow handle brings out the depth and curvature of the door, producing a kitchen bursting with style.



*Contrasted with metal framed storage cupboards*



pale oak shaker





# pale oak

shaker



Featuring the same understated design of our Light Walnut Shaker kitchen, Pale Oak Shaker is a stylish door with a fashionable oak finish.





*A smooth and stylish kitchen*

# vanilla shaker





Top: Wooden knob handles   Above: Spoon handles

Vanilla Shaker is inspired by the trend for wider framed kitchens and provides a fashionable alternative. Easy to clean thanks to its smooth finish, this door can be teamed with a choice of different handles to create an individual look.



*Stainless steel handles*



This light beech vinyl door is stylish and practical - easy to clean, it is perfectly complemented by stainless steel bar handles to create simple lines. A bullnose cornice and pelmet add the finishing touch.



beech shaker





*Smooth curves add a luxurious finish*

# scandinavian oak



An adaptation of the saponetta-style kitchen, this ultra fashionable pale oak vinyl on a sculpted door is chamfered for extra definition. The steel bow handle adds a retro touch.







scandinavian oak





vanilla classic





# vanilla classic

The Vanilla Classic kitchen is an elegant choice. With classical styling and a traditional feel, the smooth touch vinyl creates the look of a painted door.



*Choose from a range of handles*



*Smooth touch vinyl doors*







scandinavian beech





# scandinavian beech



*Bow handles*

Scandinavian Beech is a clean, bright kitchen. Its saponetta-style doors create a gentle curve, while a contemporary bow handle adds a smooth finish.





vanilla ivory









# vanilla ivory

Matching ivory panels and accessories provide a traditional slant to this stylish door, wrapped in a lightly textured vinyl, subtly dressed with pewter handles.

# vanilla beech

Create a homely style with this tasteful kitchen in satin cream. The arched cathedral doors with shaker-style grooving are offset by pewter handles, while beech panels achieve a classic rural look.



*Country charm*



*Beech panels with pewter handles*









# beech slab

Clean lines and a simplistic style. PVC door edges add strength, while long or short bar handles complete the look. A functional kitchen with a designer feel.



*Stainless steel handles*





Handle H953

supplied as standard on Royal Sage Oak	Natural Oak Bun Knob 70mm Diameter x 30mm High
---	---



Handle H950

supplied as standard on Glacier	22mm Tubular Boss Handle Brushed Nickel 172mm Long x 25mm High 160mm centres
------------------------------------	--



Handle H003

supplied as standard on Scandinavian Beech Gloss White Saponetta Light Walnut Saponetta	24mm Thick Satin Nickel D-Handle 152mm Long x 25mm High 128mm centres
--	---



Handle H318

supplied as standard on Natural Oak Shaker (300/400 drawer)	16mm Thick S/Steel Bar Handle Small 236mm Long x 36mm High 177mm centres
---	--



Handle H900

supplied as standard on Vanilla (door)	12mm Thick Antique Effect Latch Style Handle 96mm Long x 30mm High 64mm centres
---	---



Handle H917

supplied as standard on Shaker Birch	16mm Thick S/Steel D Handle 185mm Long x 38mm High 160mm centres
---	--



Handle H920

supplied as standard on Rustic Oak Shaker	10mm Thick Antique Effect Twist D-Handle 210mm Long x 35mm High 160mm centres
--	---



Handle H932

supplied as standard on Light Walnut Shaker Pale Oak Shaker	15mm Thick Satin Nickel Strap Handle 206mm Long x 24mm High 192mm centres
---	---



Handle H941

supplied as standard on Euro Gloss White Cream Gloss Shaker	10mm Thick Chromed D-Handle 200mm Long x 23mm High 192mm centres
---	--



Handle H944

Euro Gloss Option	Matt Nickel Square Knob 50mm Sq. x 22mm High 16mm centres
-------------------	---



Handle H948

supplied as standard on Ivory Oak	Dark Oak Knob 50mm Diameter x 30mm High
--------------------------------------	--



Handle H957

supplied as standard on Garda	8mm Polished Steel Pencil Handle 245mm Long x 30mm High 220mm centres
----------------------------------	---



Handle H954

Royal Natural Oak Option	S/Steel Grip D Handle 262mm Long x 35mm High 224mm centres
--------------------------	--



Handle H951

supplied as standard on Glacier Option	22mm Tubular Boss Handle Brushed Nickel 332mm Long x 25mm High 320mm centres
---	--



Handle H004

supplied as standard on Vanilla Classic	20mm Thick Steel Twist D-Handle 135mm Long x 36mm High 128mm centres
--	--



Handle H394

Beech Slab Option	Satin Nickel Knob 28mm Diameter x 22mm High
-------------------	--



Handle H901

supplied as standard on Vanilla (drawer)	Antique Effect Knob 32mm Diameter x 27mm High
---	--



Handle H918

supplied as standard on Vanilla Shaker	20mm Thick Satin Nickel D-Handle 150mm Long x 28mm High 128mm centres
---	---



Handle H930

supplied as standard on Scandinavian Oak	23mm Thick Satin Nickel D-Handle Large 417mm Long x 37mm High 384mm centres
---	---



Handle H933

supplied as standard on Modena + Como	22mm Thick Satin Nickel D-Handle 170mm Long x 30mm High 160mm centres
--	---



Handle H942

Shaker Option (door)	26mm Thick Antique Effect D-Handle 140mm Long x 24mm High 96mm centres
----------------------	--



Handle H945

supplied as standard on Vanilla Shaker	Light Oak Knob 50mm Diameter x 35mm High
---	---



Handle H949

supplied as standard on Ivory Oak Shaker Royal Ivory Oak Option	Steel D-Handle Ribbed Handle 170mm Long x 30mm High 160mm centres
---	---



Handle H958

supplied as standard on Garda	8mm Polished Steel Pencil Handle 342mm Long x 30mm High 320mm centres
----------------------------------	---



Handle H960

supplied as standard on Como & Modena option	Brush Steel Arched Handle 202mm Long x 22mm High 160mm or 190mm centres
---	---



Handle H955

supplied as standard on Royal Natural Oak	S/Steel Orb Knob 38mm Diameter x 38mm High
--	---



Handle H952

supplied as standard on Glacier Option	22mm Tubular Boss Handle Brushed Nickel 607mm Long x 25mm High 595mm centres
---	--



Handle H222

supplied as standard on Shaker Beech Beech Slab	12mm Thick S/Steel Bar Handle Small 220mm Long x 30mm High 160mm centres
---	--



Handle H497

12mm Thick S/Steel Bar Handle Large 445mm Long x 30mm High 384mm centres
--



Handle H916

supplied as standard on Natural Oak Shaker	16mm Thick S/Steel Bar Handle Large 336mm Long x 36mm High 277mm centres
---	--



Handle H919

supplied as standard on Euro Cream Gloss Euro Walnut	25mm Thick Brushed Nickel D-Handle 202mm Long x 32mm High 160mm centres
--	---



Handle H931

supplied as standard on Scandinavian Oak (300/400 drawer)	23mm Satin Nickel D-Handle Small 177mm Long x 37mm High 160mm centres
---	---



Handle H940

Saponetta Option	14mm Thick S/Steel Curved D-Handle 187mm Long x 37mm High 160mm centres
------------------	---



Handle H943

Shaker Option (drawer)	30mm Wide Antique Effect Cup Handle 96mm Long x 20mm High 64mm centres
------------------------	--



Handle H947

supplied as standard on Gloss Walnut	25mm Thick Chromed D-Handle 205mm Long x 29mm High 160mm or 192mm centres
---	---



Handle H956

Royal Sage Oak Option	Pewter Effect Xmas Tree Handle 186mm Long x 24mm High 127mm centres
-----------------------	---



Handle H959

supplied as standard on Garda	8mm Polished Steel Pencil Handle 445mm Long x 30mm High 420mm centres
----------------------------------	---



Handle H961

supplied as standard on Como & Modena option	Brush Steel Arched Handle 334mm Long x 30mm High 320mm centres
---	--

handles shown not to scale



# door and drawer handles

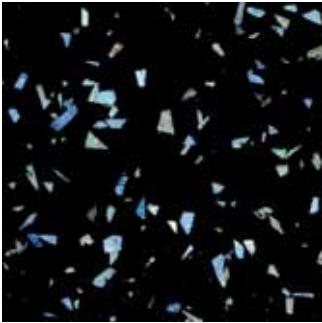


Doors and drawer fronts are not pre-drilled for handles, allowing you to choose alternate designs to those featured in this brochure.


If you would like to select a different handle, simply refer to the codes.




worktop  
selection



*black sparkle gloss*



*white sparkle gloss*



*tula (matt and gloss)*




*dark walnut*



*beech block*



*black granite or nero gloss*



*milstar cream*



*andorra*



*jet*



*grey marble*




*granito rosso*



*walnut block*



*black mica*



*ebony zebranno*



*cream artstone*



*50mm black granite, with acrylic edging. 3m x 600mm, 3m x 900mm*

Standard texture 40mm worktops

- 3m x 600mm .....available in all colours
- 3m x 900mm Breakfast Bar.....available in all colours
- 3m x 665mm Breakfast Bar.....available on special order
- 4.1m x 600mm .....available in beech block, jet, granito rosso, walnut block and black granite only

Gloss texture 40mm worktops

- 3m x 600mm .....available in nero gloss & jet
- 3m x 900mm Breakfast Bar.....available in nero gloss & jet
- 3m x 665mm Breakfast Bar.....available on special order

50mm texture worktops

- 3m x 600mm .....available in black granite only
- 3m x 900mm Breakfast Bar.....available in black granite only



# maia

## worksurfaces



**maia** is a stylish and durable range of solid surface worktops.

Seamless joins and a silky smooth finish make **maia's** designer worksurfaces a luxurious addition to your home. Designed to have the appearance of stone without the high cost and inherent drawbacks, **maia** surfaces are highly heat resistant to 180°C, impenetrable to dirt, dust and bacteria and easy to clean.

Available in a range of colours to suit every home, **maia** solid surfaces are both functional and beautiful. Feel the difference with **maia**.



# maia

*innovation in worksurface technology*







# maia worksurfaces

**maia's** easy fit system makes installation simple, and allows you to create worksurfaces to fit your own design requirements.


Surfaces can be readily installed using standard wood working equipment and they are supplied pre-edged. All this means that there is no need for expensive and time consuming templating usually associated with solid surface products.



Cappuccino




Cream



Cristallo



Galaxy



Iceberg



Latte



Lava



Mocha



Vanilla



Vulcano

All worktops, breakfast bars and sink modules are available in 42mm thickness.

- ✓ Barcol Hardness - EN59
- ✓ Light Fastness - ISO 4892
- ✓ Fungal Resistance - EN ISO 846
- ✓ Food Safety - EN V 1186
- ✓ Bacterial Resistance - EN ISO 846
- ✓ Exposure to 180° Dry Heat - EN 438-2.8

# accessories

Modern accessories, clever storage and illumination make all the difference to a new kitchen, maximising use of space, creating both character and definition, enhancing the final look.



*Duetto pull out corner storage*  
Left or right hand - suits 1000mm base  
(RH Shown)



*150mm pull out*  
With stainless steel door, also available  
with standard door



*Half carousel 750mm diameter*  
Supplied in pairs (450mm door min)



*PVC stainless steel faced plinth*  
3m long x 150mm high



*S/S Internal drawers available in*  
300mm, 400mm, 450mm, 500mm  
and 600mm singles



*Cutlery tray*  
Suits premier 18mm drawer, available  
in 400, 500, 600 and 900mm



*Plate rack*  
500mm. Available in Natural Oak,  
Rustic Oak & Vanilla



*Glass shelf*



*Telescopic towel rail*  
Aluminium effect



*Three quarter carousel 820mm dia.*  
Supplied in pairs



*Waste bin*  
Suits 500mm base (min)



*Eco bin*  
Suits 500mm base (min)



*Pan drawer box*  
Full height sides, pair



*Soft close buffers (pk6)*  
Subject to availability



*Wine trellis*  
500mm. Available in Natural Oak,  
Rustic Oak & Vanilla



*Illuminated box shelves*  
Available in 600mm or 900mm lengths



*Triangular low voltage light (20W)*  
Available in 2 or 5 light kits, supplied with  
60W or 100W transformer




*Base / wall pilaster 100mm*  
Ivory oak (shown) also available in  
Natural Oak, Rustic Oak, Royal Oaks  
& Vanilla



*Two light LED kit (for bridging units)*  
Supplied with surface mounting rings  
and LED converter



*Integrated soft close hinge*  
Available in packs of 10



*Five downlighter kit (20W)*  
Supplied with surface mounting rings  
and 105W transformer (5pk)



*LED Plinth lights (Pk4)*  
Supplied with LED converter, available  
in blue or white

DO NOT USE



*Push handleless drawer to open*



*Recessed hidden handle*



*Concealed handle on built-in appliance*

# handleless

Handleless kitchens are the ultimate in contemporary living.

Push-to-open doors and drawers operate using magnetic catches with reversible hinges, while built-in appliances and overhead units are easily accessed by concealed handles. Smooth and streamlined for a clean, minimalist look.





Our cabinets\* are available in a choice of six colours, allowing you to co-ordinate or contrast to your chosen door style. A comprehensive selection of complementary accessory pieces is also available to complete the look.

\* 18mm specification



vanilla



beech



natural oak



white



light walnut



burgundy (18mm only)

#### 15mm cabinet features

- generous 330mm deep wall cabinet
- cam and dowel construction - for extra strength
- adjustable shelf positions
- adjustable metal hinges
- full height backpanel
- adjustable legs - for uneven floors
- 15mm thick sides and shelves
- wall cabinet with one shelf and standard claw hanging bracket system
- metal drawer sides and runners with 15mm white base and backboard - (Standard drawer box)
- available in white and beech

#### 18mm cabinet features

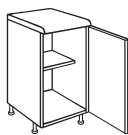
- generous 330mm deep wall cabinet
- cam and dowel construction - for extra strength
- adjustable shelf positions
- adjustable clip on hinges
- full height 18mm removable backpanel (base)
- full height 8mm backpanel (wall)
- adjustable legs - for uneven floors
- 18mm thick sides and shelves
- wall cabinet with two shelves and concealed hanging bracket system
- bottom mounted, fully extendible drawer system with metal sides and grey coloured base/back panels - (Premier drawer box)
- 'soft close' drawer option
- available in all colour options

lifetime  
GUARANTEE

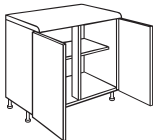
# cabinets

# range content

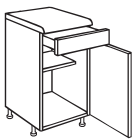
all cabinets available in 15mm and 18mm unless stated



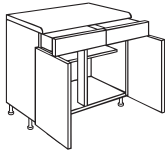
300mm Highline Base  
400mm Highline Base  
450mm Highline Base  
500mm Highline Base  
600mm Highline Base



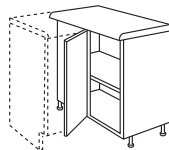
800mm Highline Base  
900mm Highline Base  
1000mm Highline Base



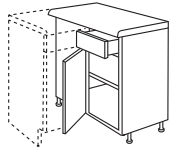
300mm Drawerline Base  
400mm Drawerline Base  
500mm Drawerline Base  
600mm Drawerline Base



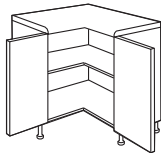
800mm Drawerline Base  
1000mm Drawerline Base



800mm HL Corner Base  
900mm HL Corner Base  
1000mm HL Corner Base




800mm Drawerline  
Corner Base  
1000mm Drawerline  
Corner Base




950mm L Corner Base  
(2 piece shelf construction)



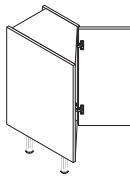
500mm  
4 Drawer Base



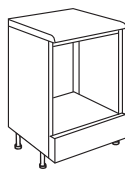
600mm 3 Pan  
Drawer Base



900mm 3 Pan  
Drawer Base  
18mm cab



325mm Angled  
Base unit  
18mm



600mm Built Under  
Oven Housing



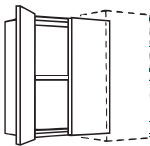
300mm Wall  
400mm Wall  
450mm Wall  
500mm Wall  
600mm Wall



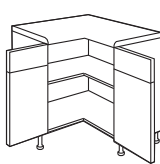
325mm Angled  
Wall unit  
18mm



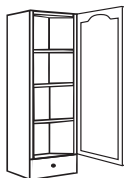
800mm Wall  
900mm Wall  
1000mm Wall




Std 600mm  
Corner Wall



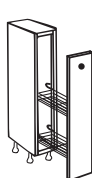
950mm L Corner Base  
Drawerline



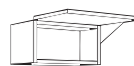
500mm Glass  
Dresser Unit  
(selected ranges only)  
18mm cab



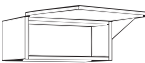
500mm Glass Wall Unit  
500mm Glass Peninsular Unit  
(selected ranges only)  
18mm cab



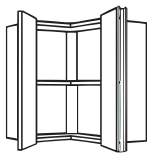
150 Pull-Out Unit  
(S/Steel door)  
18mm cab



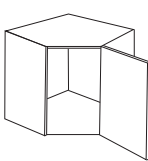
600mm Bridging Unit



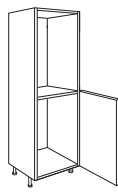
900mm Bridging Unit  
18mm cab



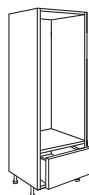
650mm  
L Corner Wall



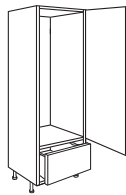
650mm  
Diagonal Wall  
18mm cab



600mm Single  
Oven Midi Housing  
Unit. 18mm cab



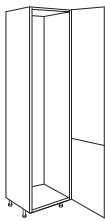
600mm Double  
Oven Midi Housing  
Unit. 18mm cab



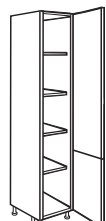
600mm Fridge  
Midi Housing Unit.  
18mm cab



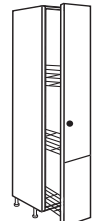
50/50 Fridge  
Freezer Unit  
18mm cab



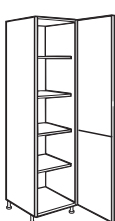
70/30 Fridge  
Freezer Unit  
18mm cab



300mm Larder  
Unit. 18mm cab



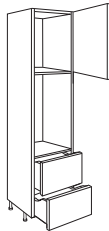
300mm Pull-Out  
Larder Unit  
18mm cab



600mm Larder  
Unit. 18mm cab



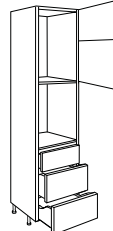
900mm Oven  
Housing Unit  
18mm cab



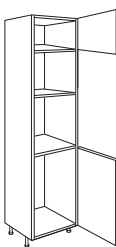
900mm Oven  
Housing Unit  
with Drawers  
18mm cab



600mm Oven  
Housing Unit  
18mm cab

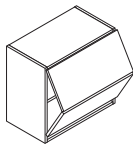


600mm Oven  
Housing Unit  
18mm cab  
3 drawer

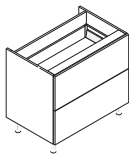


600mm Oven/  
Micro Housing Unit  
18mm cab  
(Up to 450 micro)

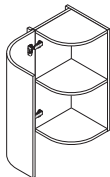
## feature units



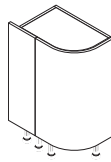
600mm & 900mm  
Bi-Fold Unit  
18mm



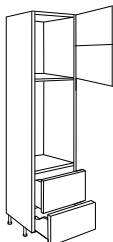
600mm & 900mm  
Base Cabinet - 2 Drawer  
18mm



Curved Wall Unit  
715 x 300 x 300mm  
18mm



Curved Base Unit  
720 x 300 x 570mm  
18mm  
Dimensions not  
including door



600mm Oven  
Housing Unit  
18mm cab. 2 drawer

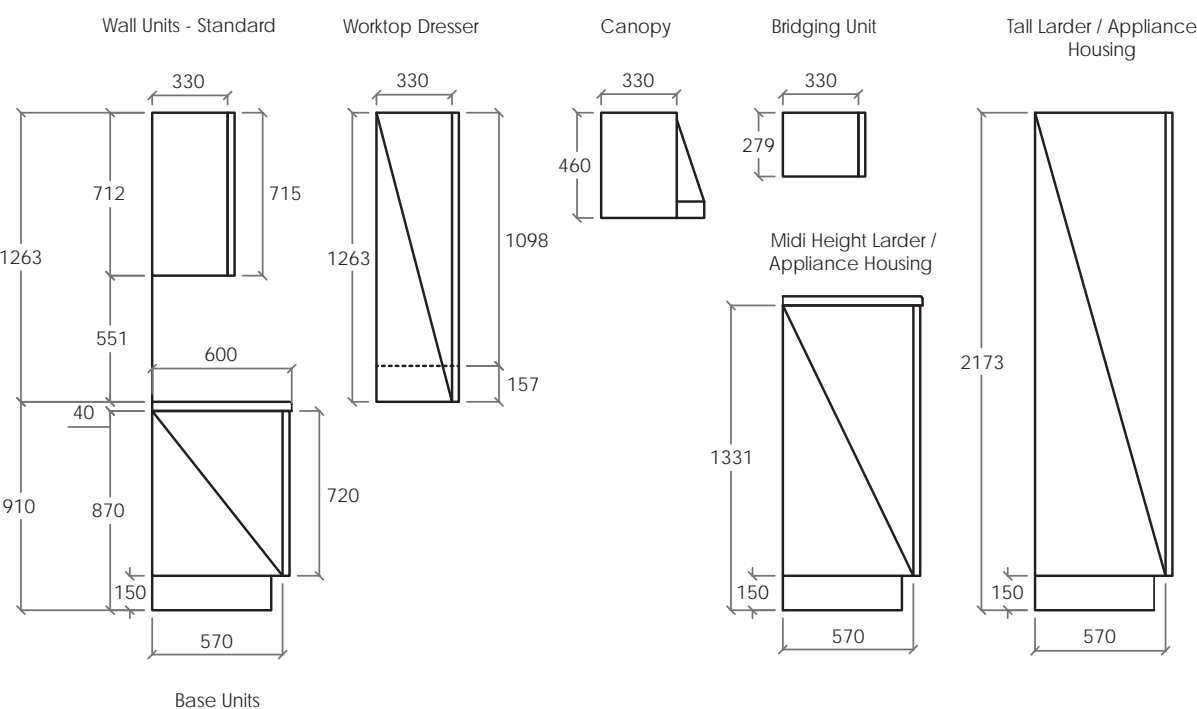
In the interests of continuing design development and product improvement we reserve the right to change colours, designs and specifications or method of manufacture. Such changes may be made without prior notice and without incurring any obligation. All units are manufactured to within normal tolerances. Natural wood is used in some of the Lakes Collection kitchens. As wood is a natural living material with an endless variety of grains and textures, some natural colour and grain variation evident on installation will diminish dramatically over a few months as the wood is exposed to light. The expression "solid wood" refers to door and drawer fronts only. Indications of colourways throughout this brochure are as accurate as the printing process will allow. E&OE. December 2010.



# technical specifications

## end elevations

All measurements are shown in millimetres and are nominal sizes.



## corner information

